



**User Manual / 사용자 매뉴얼 /
產品手冊 / 產品手冊**

Model: VAPTA160

Introduction:

Thank you for choosing this Verbatim product. Please read this manual carefully prior to use so as to fully understand the product and its correct usage.

Caution:

- This product does not convert electrical output current and voltage. Ensure the input voltage of the connecting device matches the local power supply.
 - Do not use this product if the housing is damaged.
 - Do not expose to liquid, moisture or humidity.
 - Do not handle with wet hands.
 - Do not use with devices demanding power over 230 V - 1840 W or 110 V - 880 W.
 - Keep out of reach of children.
 - For indoor use only.
-

Specifications:

- Input: 100~240 V AC 50/60 Hz 1.5 A Max
 - Type C PD 3.0 : Each 3.3-11 V \approx 3 A, 5 V \approx 3 A, 9 V \approx 3 A, 12 V \approx 3 A, 15 V \approx 3 A, 20 V \approx 3.25 A (Max. 65 W)
 - USB-A QC 3.0 / SuperCharge - 4.5 V \approx 5 A, 5 V \approx 4.5 A, 9 V \approx 3 A, 12 V \approx 2.5 A, 20 V \approx 1.5 A (Max. 30 W)
 - Total Max Output: 65 W
 - Fuse Rating: 8 A Max
 - Max Power: 880 W at 110 V AC, 1840 W at 230 V AC
-

Ideal for charging iPad, iPhone, Android smart phones, tablets, digital cameras, handheld game consoles, MP3 players, bluetooth speakers and more.

Devices Supported:



3 Port PD & QC 3.0 Universal Travel Adaptor.

Compatible for use in 150 countries.

To use the USA Plug:

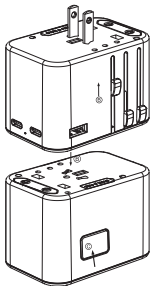
Press the square button (C) and slide out the USA/AUS plug (B), ensuring it is fully extended and locked in position. Make sure the two contact blades are turned to the parallel position.

To Retract:

Press (C) and slide the USA/AUS plug (B) back into closed position.

Usable In:

USA, Canada, Japan, Taiwan



To use the AUS Plug:

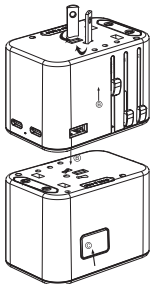
Press the square button (C) and slide out the USA/AUS plug (B), ensuring it is fully extended and locked in position. Rotate the two contact blades into the diagonal position.

To Retract:

Press (C) and slide the USA/AUS plug (B) back into closed position.

Usable In:

Australia, New Zealand, China (Mainland)



To use the EU Plug:

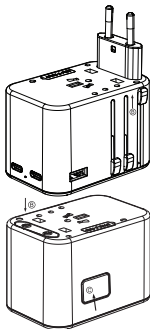
Press the square button (C) and slide out the EURO plug (B), ensuring it is fully extended and locked in position.

To Retract:

Press (C) and slide the EURO plug (B) back into closed position.

Usable In:

Germany, Denmark, Finland, France



To use the UK Plug:

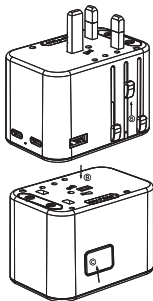
Press the square button (C) and slide out the UK plug (B), ensuring it is fully extended and locked in position.

To Retract:

Press (C) and slide the UK plug (B) back into closed position.

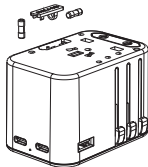
Usable In:

UK, Singapore



Dual Fuse:

Internal fuse safeguards devices and internal components against power surges. Spare fuse included for replacement.



2 Type C + 1 USB-A Port:

2 Type C + 1 USB-A can be used simultaneously. Smart IC adaptive charging provides your devices with the most efficient, the safest and maximum recharge rates.



Safe Shutter:

Built-in safety shutter protects users from live parts of the socket outlet, making it dust-proof and shock-proof.



 Verbatim™



1 Year Limited Warranty – for further details visit www.verbatim.com/warranty

Verbatim Australia Pty Ltd (ABN 39 005 706 374)

- **Warranty Statement**

Our goods come with guarantees that cannot be excluded under the Australian Consumer Law. You are entitled to a replacement or refund for a major failure and for compensation for any other reasonably foreseeable loss or damage. You are also entitled to have the goods repaired or replaced if the goods fail to be of acceptable quality and the failure does not amount to a major failure.

Verbatim Australia Pty Ltd (ABN 39 005 706 374) ("Verbatim") provides the following warranty in relation to its goods ("Product").

The benefits of this warranty are in addition to any rights and remedies imposed by Australian State & Federal legislation that cannot be excluded. Nothing in this warranty is to be interpreted as excluding, restricting or modifying any State or Federal legislation applicable to the supply of goods and services which cannot be excluded, restricted or modified.

Verbatim warrants that, subject to the exclusions and limitations below, the Product will be free from defects in materials and workmanship for the period specified on the product packaging and/or the website from date of purchase.

If a defect appears in the Product before the end of the warranty period and Verbatim finds the Product to be defective in materials and workmanship, Verbatim will at its own discretion repair or replace the Product free of charge. If goods presented for repair are capable of retaining user-generated data, repair of these goods may result in loss of the data.

- **Proof of Purchase**

Proof of purchase shall be required to be eligible for this warranty and to establish the commencement date of this warranty. This warranty is valid for the original purchase only and is not transferrable to a subsequent customer if the Product is sold by the original customer during the warranty period.

The term of your warranty period shall commence from the purchase date appearing on your purchase receipt from an authorised distributor, reseller or retailer and extends only for the time set forth in the Product documentation. This information can be obtained from the packaging and/or the Verbatim Australia website.

- **Returned Merchandise Authorisation**

No product may be returned to Verbatim Australia without first contacting us for a RMA (Returned Merchandise Authorisation) number. If it is determined that a

Product may be defective, you will be given an authorisation number and instructions for Product return. An unauthorised return, i.e. one for which an RMA number has not been issued, will be returned to you at your expense. Authorised returns are to be shipped prepaid and insured to our Head Office in qualified packaging.

- **Notice to Customer Relating to Repair of Goods**

Verbatim Australia will not accept goods for repair unless we have provided the consumer with a Notice to Customer Relating to Repair of Goods that complies with regulations. As the notice relates to the repair of Goods that store user-generated data, the repairer's Notice states that the repair of Goods may result in loss of data. Since it is also our practice to supply refurbished Goods as an alternative to repairing a consumer's defective Goods, our notice specifies that the Goods presented for repair may be replaced by refurbished Goods of the same type rather than being repaired. The Repairer's Notice will be issued at the same time that we issue an RMA number. This statement is also available on the Verbatim Australia website.

- **Warranty Claims**

- 1) If a fault covered by warranty occurs, the customer must first:
 - a) Contact Verbatim Australia Head Office using the contact details provided below; or
 - b) Return the Product to the retailer from which the Product was purchased.
- 2) Any warranty claim must be accompanied by:
 - a) Proof of purchase; and b) Full details of the alleged defect.
- 3) If Verbatim or the retailer from which the Product was purchased finds no defect in the Product after inspection and testing, the customer must pay Verbatim's usual costs of service work and testing.
- 4) The customer must bear the cost of the transport to Verbatim or to and from the retailer to make the warranty claim including all insurance of the Product. Verbatim will bear the cost of the return transport to the customer once the claim has been finalised.

- **Exclusions**

The warranty will not apply where:

- 1) The Product has been repaired, altered or modified by someone other than Verbatim or an authorised repair agent;

- 2) The alleged defect in the Product is within acceptable industry variances;
 - 3) Verbatim cannot establish any fault in the Product after testing and inspection;
 - 4) The Product has been used other than for the purpose for which it was designed;
 - 5) The defect in the Product has arisen due to the customer's failure to properly use and maintain the Product in accordance with Verbatim's instructions, recommendations and specifications (including applicable maintenance schedules);
 - 6) The Product has been subject to abnormal conditions or use, including environment, temperature, water, fire, humidity, pressure, stress or similar;
 - 7) The defect has arisen due to abuse, misuse, neglect or accident.
- The warranty does not extend to:
 - 1) Damage or defects caused by normal wear and tear;
 - 2) General, consequential, punitive, incidental or special damages. These include loss of recorded data, interruption of use, the cost of recovery of lost data, lost profits and the cost of the installation or removal of any Products, the installation of replacement Products, and any inspection, testing or redesign caused by any defect or by the repair or replacement of Products arising from a defect in any Product.
 - 3) Incompatibility or poor performance due to specific computer or hardware used.

- Limitations

Verbatim makes no express warranties or representations other than set out in this warranty.

The replacement of the Product or part of the Product is the absolute limit of Verbatim's liability under this express warranty.

- Contact Details

Verbatim Australia Pty Ltd

Unit 6, 450 Princes Highway, Noble Park, Victoria 3174, Australia

Tel: +61 3 9790 8999 Fax: +61 3 9790 8955

Email: support@verbatim.com.au

Website: www.verbatim.com.au

소개 :

버바팀 제품을 선택하여 주셔서 감사합니다. 제품에 대한 이해와 올바른 사용을 위해 사용 전 이 매뉴얼을 숙지하여 주시기 바랍니다.

주의 :

- 본 제품은 전기 출력 전류 및 전압을 변환하지 않습니다. 연결 장치의 입력 전압이 로컬 전원 공급 장치와 일치하는지 확인하십시오.
 - 제품 표면이 손상되었을 경우에는 제품을 사용하지 마십시오.
 - 제품이 액체류나 수분, 습기에 노출되지 않도록 하십시오.
 - 제품을 젖은 손으로 만지지 마십시오.
 - 230 V - 1840 W 또는 110 V - 880 W 이상의 전력이 필요한 장치에는 사용하지 마십시오.
 - 어린이의 손에 닿지 않는 곳에 보관하십시오.
 - 실내에서만 사용하십시오.
-

제품사양 :

- 입력: 최대 100~240 V AC 50/60 Hz 1.5 A
 - Type C PD 3.0: 각 포트별 3.3-11 V = 3 A, 5 V = 3 A, 9 V = 3 A, 12 V = 3 A, 15 V = 3 A, 20 V = 3.25 A (최대 65 W)
 - USB-A QC 3.0 / SuperCharge: 4.5 V = 5 A, 5 V = 4.5 A, 9 V = 3 A, 12 V = 2.5 A, 20 V = 1.5 A (최대 30 W)
 - 총 최대 출력 : 65 W
 - 퓨즈 정격: 최대 8 A
 - 최대 전력: 880 W - 110 V AC, 1840 W - 230 V AC
-

아이패드, 아이폰, 안드로이드 스마트폰, 태블릿, 디지털 카메라, 휴대용 게임기, MP3 플레이어, 블루투스 스피커 등의 충전에 이상적입니다.

지원하는 장치 :



3포트 PD & QC 3.0 유니버설 여행용 어댑터. 150개 이상의 국가에서 호환 가능.

USA 플러그 사용하기 :

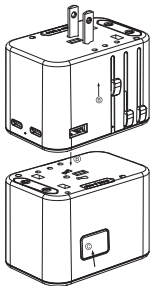
사각형 버튼 (C)을 누르고 USA / AUS 플러그 (B)를 밀어서 플러그가 완전히 나온 뒤, 고정되도록 하십시오. 두 개의 접촉 날이 평행인지 확인하십시오.

플러그 넣기 :

(C)를 누르고 (B)를 밀어 USA/AUS 플러그를 달힘 위치로 넣으십시오.

사용 가능 :

미국, 캐나다, 일본, 대만



AUS 플러그 사용하기 :

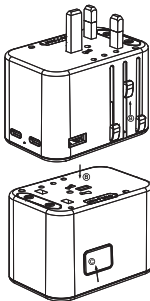
사각형 버튼 (C)을 누르고 USA / AUS 플러그 (B)를 밀어서 플러그가 완전히 나온 뒤, 고정되도록 하십시오. 두 개의 접촉 날을 대각선 위치로 돌립니다.

플러그 넣기 :

(C)를 누르고 (B)를 밀어 USA/AUS 플러그를 달힘 위치로 넣으십시오.

사용 가능 :

호주, 뉴질랜드, 중국(본토)



EU 플러그 사용하기 :

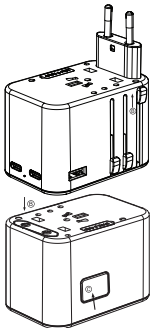
사각형 버튼 (C)을 누르고 EURO 플러그 (B)를 밀어서 플러그가 완전히 나온 뒤, 고정되도록 하십시오.

플러그 넣기 :

(C)를 누르고 (B)를 밀어 EURO 플러그를 닫힘 위치로 넣으십시오.

사용 가능 :

독일, 덴마크, 핀란드, 프랑스



UK 플러그 사용하기 :

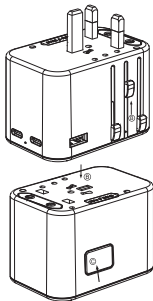
사각형 버튼 (C)을 누르고 UK 플러그 (B)를 밀어서 플러그가 완전히 나온 뒤, 고정되도록 하십시오.

플러그 넣기 :

(C)를 누르고 (B)를 밀어 UK 플러그를 닫힘 위치로 넣으십시오.

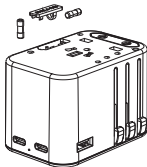
사용 가능 :

UK, 싱가포르



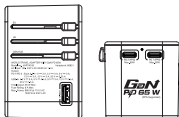
듀얼 퓨즈 :

내부 퓨즈는 장치 및 내부 구성 요소를 전원 서지로부터 보호합니다. 교체용 예비 퓨즈가 포함되어 있습니다.



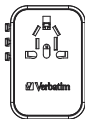
2 Type C + 1 USB-A 포트 :

2개의 Type C 포트와 1개의 USB-A 포트는 동시에 사용 가능합니다. 스마트 IC는 사용자의 장치에 맞는 가장 효율적이고, 안전하며 빠른 충전 속도를 제공합니다.



안전 셔터 :

내장형 안전 셔터는 콘센트의 충전부를 먼지와 충격으로부터 보호합니다.



Verbatim



1년의 제한된 품질보증 -
보다 자세한 정보는 www.verbatim.com/warranty를 참고 하십시오

前言：

感謝您選購並使用VERBATIM產品，為了您能夠更好的使用本產品的所有功能，請您在正式使用本產品前，仔細閱讀本手冊內所提及的注意事項以及詳細功能操作說明。

注意事項：

- 本產品不轉換電輸出電流和電壓。請確保您要連接的設備必須與本地電源網絡電壓相匹配。
 - 如果外殼損壞，請勿使用適配器。
 - 不要暴露在潮濕或容易沾濕的環境中。
 - 不要用濕手處理。
 - 不要使用於電源要求超過230 V - 1840 W 及110 V - 880 W 的電子設備。
 - 遠離兒童接觸。
 - 只能在室內使用。
-

規格：

- 輸入：100~240 V AC 50/60 Hz 1.5 A 最大
 - Type C PD 3.0：每個 3.3-11 V \approx 3 A, 5 V \approx 3 A, 9 V \approx 3 A, 12 V \approx 3 A, 15 V \approx 3 A, 20 V \approx 3.25 A (最大 65 W)
 - USB-A QC 3.0 / SuperCharge - 4.5 V \approx 5 A, 5 V \approx 4.5 A, 9 V \approx 3 A, 12 V \approx 2.5 A, 20 V \approx 1.5 A (最大 30 W)
 - 最大總輸出: 65 W
 - 熔斷額定值：8 A 最大
 - 最大功率：880 W / 110 V AC, 1840 W / 230 V AC
-

適用於iPad，iPhone，Android智能手機，平板電腦，數碼相機，手提遊戲機，MP3，藍牙喇叭等設備充電。

支援設備：



3端口PD及QC 3.0 旅行轉換器

可以在150 多個國家使用。

使用美規插頭：

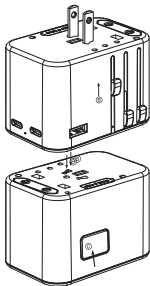
按長方形按鈕並完全拔出USA / AUS插頭如箭頭B標記，並確保兩個接觸式刀片轉向平行的位置。

停止使用：

按下C按鈕並將B推回並滑回插頭。

適用於：

美國，加拿大，日本，台灣



使用澳規插頭：

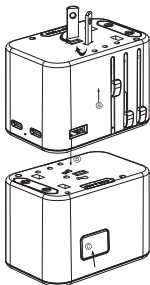
按長方形按鈕並完全拔出USA / AUS插頭如箭頭B標記，將兩個觸點插片旋轉到對角位置。

停止使用：

按下C按鈕並將B推回並滑回插頭。

適用於：

中國(大陸)，澳大利亞，新西蘭



使用歐規插頭：

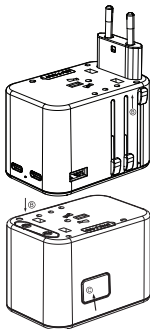
按長方形按鈕並完全拔出EU插頭如箭頭B標記。

停止使用：

按下C按鈕並將B推回並滑回插頭。

適用於：

德國，丹麥，芬蘭，法國



使用英規插頭：

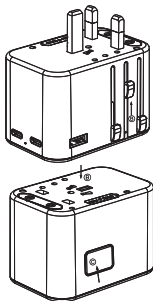
按長方形按鈕並完全拔出UK插頭如箭頭B標記。

停止使用：

按下C按鈕並將B推回並滑回插頭。

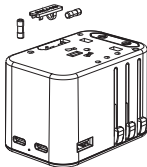
適用於：

英國，新加坡



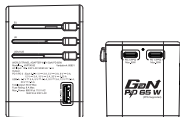
雙保險絲：

內置保險絲可保護設備和內部組件免受突發電流影響。保險絲過載時會自動切斷，備用保險絲並即時替代。



雙Type C + 1 個USB-A 端口：

可以同時使用2個Type C + 1 個USB-A，智能IC自動調節充電，為您的設備提供最高效，最安全和最大的充電速率。



安全擋板：

內置安全擋板可保護用戶免受插座的帶電部件影響，具有防塵和防震功能。



 Verbatim™



1年有限保固 - 詳情請瀏覽 www.verbatim.com/warranty

前言：

感谢您选购并使用VERBATIM产品，为了您能够更好的使用本产品的所有功能，请您在正式使用本产品前，仔细阅读本手册内所提及的注意事项以及详细功能操作说明。

注意事项：

- 本产品不转换电输出电流和电压。请确保您要连接的设备必须与本地电源网络电压相匹配。
 - 如果外壳损坏，请勿使用适配器。
 - 不要暴露在潮湿或容易沾湿的环境中。
 - 不要用湿手处理。
 - 不要使用于电源需求超过230 V - 1840W 或110 V - 880 W 的电子设备。
 - 远离儿童接触。
 - 只能在室内使用。
-

规格：

- 输入：100~240 V AC 50/60 Hz 1.5 A 最大
 - Type C PD 3.0：每个 3.3-11 V \approx 3 A, 5 V \approx 3 A, 9 V \approx 3 A, 12 V \approx 3 A, 15 V \approx 3 A, 20 V \approx 3.25 A (最大 65 W)
 - USB-A QC 3.0 / SuperCharge - 4.5 V \approx 5 A, 5 V \approx 4.5 A, 9 V \approx 3 A, 12 V \approx 2.5 A, 20 V \approx 1.5 A (最大 30 W)
 - 最大总输出: 65 W
 - 熔断额定值：8 A 最大
 - 最大功率：880 W / 110 V AC, 1840 W / 230 V AC
-

适用于iPad，iPhone，Android智能手机，平板电脑，数码相机，手提游戏机，MP3，蓝牙喇叭等设备充电。

支持设备：



3端口PD及QC 3.0 旅行转换器

可以在150 多个国家使用。

使用美规插头：

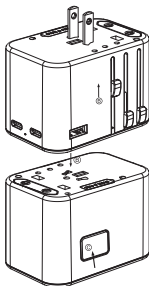
按长方形按钮并完全拔出USA / AUS插头如箭头B标记，并确保两个接触式刀片转向平行的位置。

停止使用：

按下C按钮并将B推回并滑回插头。

适用于：

美国，加拿大，日本，台湾



使用澳规插头：

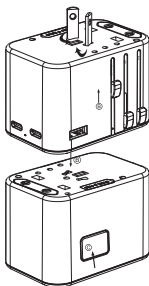
按长方形按钮并完全拔出USA / AUS插头如箭头B标记，将两个触点插片旋转至对角位置。

停止使用：

按下C按钮并将B推回并滑回插头。

适用于：

中国(大陆)，澳大利亚，新西兰



使用欧规插头：

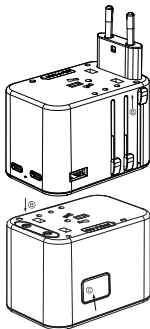
按长方形按钮并完全拔出EU插头如箭头B标记。

停止使用：

按下C按钮并将B推回并滑回插头。

适用于：

德国，丹麦，芬兰，法国



使用英规插头：

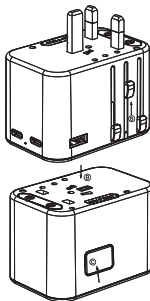
按长方形按钮并完全拔出UK插头如箭头B标记。

停止使用：

按下C按钮并将B推回并滑回插头。

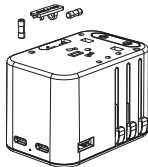
适用于：

英国，新加坡



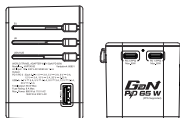
双保险丝：

内置保险丝可保护设备和内部组件免受突发电流影响。保险丝过载时会自动切断，备用保险丝并即时替代。



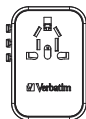
双Type C + 1 个USB-A 端口：

可以同时使用2个Type C + 1 个USB-A，智能IC自动调节充电，为您的设备提供最高效，最安全和最大的充电速率。



安全挡板：

内置安全挡板可保护用户免受插座的带电部件影响，具有防尘和防震功能。



 Verbatim™



1年有限质保 - 详情请浏览 www.verbatim.com/warranty