

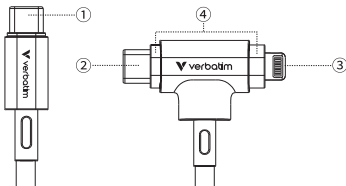


QUICK START GUIDE
快速入門指南

Sync & Charge Cable
USB-C® to USB-C Lightning
60W | 480 Mbps | 120cm | 2in1

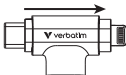
Sync & Charge 充電線
USB-C® 至 USB-C Lightning
60W | 480 Mbps | 120cm | 2合1

How it works

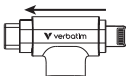


1. USB-C Connector
2. USB-C Connector
3. Lightning Connector
4. Connector Slider

- To use the cable as USB-C to USB-C, slide the Connector Slider to Lightning connector, the USB-C connector will be available to use.



- To use the cable as USB-C to Lightning, slide the Connector Slider to USB-C connector, the Lightning connector will be available to use.



NOTE: USB-C to USB-C, Lightning cables support PD 3.0 60W fast charging when paired with a charger supporting PD 3.0 60W or above. If they are used with a non-Quick Charger the output will be 5V.

The max. current will be depending on the two devices that are connected. The max. current will be based on the max. current of the device with lower current.

Example: If charger supports 5V/1 A only, it will only be charging max. 5V/1A. Fast charging and fast data transfer: Supports fast charging up to 60 W and data transfer at a speed of up to 480 Mbps. Do not try to exceed the recommended load 60 W manually by loading devices.

Application Notes

The USB-C to USB-C, Lightning cable is used for charging, synchronising and transferring data.

The cable is intended exclusively for charging and operating devices with a Lightning or USB-C connection.

Before using the cable, please always compare the technical data of the cable and the technical data of the connected peripheral devices.

Once charging is complete, please ensure that you remove the wall charger from the socket before disconnecting the cable from the device.

Never leave a charger and the connected cable unattended during use.

Safety Notes

Please read all the instructions in this manual carefully before using the cable and keep it in a safe place for future reference.

- Before each use, please check whether the cable is damaged; if this is the case, do not use it under any circumstances.
- Never attempt to repair the cable yourself.
- Do not use the cable in a damp, wet environment.
- Keep the cable away from direct sunlight, fire and other heat sources to avoid fire.
- Avoid storage and use in humid, hot and very cold environments. Serious temperature fluctuations can also affect the service life.
- Take care not to use the cable near water.
- If the cable becomes damp, take it out of service immediately as there is a risk of electric shock.
- Make sure that no dirt, dust or foreign objects can get into the cable.

Care instructions

- Please use a dry cloth for cleaning.
- Do not use aggressive liquids or chemicals.
- Never immerse the cable in liquids.

Specifications

Technical data:

- Interfaces: USB-C Connector (male) x 2
Lightning Connector (male)
- Cable length: 120 cm
- Cable diameter: 3.8 mm
- Material: PVC, PET
- Data transfer rate: up to 480 Mbps.
- Output power : max. 60 W
- Support: PD 3.0

Verbatim Limited Warranty Terms

Verbatim warrants this product to be free from defects in material and workmanship for a period of 2 years from date of purchase.

This warranty excludes batteries.

If this product is found to be defective within the warranty period, it will be replaced at no cost to you.

You may return it with your original cash register receipt to the place of purchase or contact Verbatim.

Product replacement is your sole remedy under this warranty, and this warranty does not apply to normal wear or to damage resulting from abnormal use, misuse, abuse, neglect or accident, or to any incompatibility or poor performance due to the specific computer software or hardware used.

VERBATIM WILL NOT BE LIABLE FOR DATA LOSS OR ANY INCIDENTAL, CONSEQUENTIAL OR SPECIAL DAMAGES, HOWEVER CAUSED, FOR BREACH OF WARRANTIES OR OTHERWISE.

This warranty gives you specific legal rights and you may also have other rights which vary from state to state or country to country.

Note

Verbatim may at any time revise the content of this user guide without further notice.

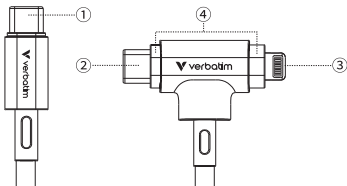
Rights

Copyright © 2026 Verbatim. No part of this document may be reproduced in any form or by any means, for any purpose, without the express written permission of Verbatim.

All rights reserved.

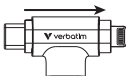
All other brands and product names referenced herein are property of their respective owners.

產品描述

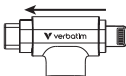


1. USB-C 端子
2. USB-C 端子
3. Lightning 端子
4. 端子滑蓋

• 要使用此充電線作為 USB-C 轉 USB-C，請將端子滑蓋滑至 Lightning 端子位置，即可使用 USB-C 端子。



• 要使用此充電線作為 USB-C 轉 Lightning，請將端子滑蓋滑至 USB-C 端子位置，即可使用 Lightning 端子。



注意: USB-C 轉 USB-C，Lightning 連接線與支持 PD 3.0 60W 或以上的充電器配對時支援 PD 3.0 60W 快速充電，如果與非 Quick Charge 充電器一起使用，輸出將為 5V。

最大電流取決於所連接的兩個設備。最大電流將基於電流較低的設備的最大電流值。範例: 如果充電器僅支援 5V/1A，最大充電只能達 5V/1A。

快速充電和快速資料傳輸: 支援高達 60 W 的快速充電和高達 480 Mbps 的資料傳輸速度。請勿嘗試透過加載設備手動超過建議的負載 60 W。

使用注意事項

此 USB-C 轉 USB-C, Lightning 線適用於充電、同步和傳輸資料。

此充電線專門用於具有 Lightning 或 USB-C 端口的裝置充電和操作。

在使用充電線之前，請務必將充電線的技術規格及功能與所連接的周邊設備的技術資料進行比較。

充電完成後，請確保先把充電器從插座中拔出，然後再從裝置上拔下充電線。

使用期間切勿讓充電器和連接的充電線無人看管。

安全注意事項

使用充電線前請仔細閱讀本手冊中的所有說明，並將其妥善保存以供日後參考。

- 每次使用前，請檢查充電線是否有損壞；如果有任何損壞，在任何情況下都不要使用它。
- 切勿嘗試自行修理充電線。
- 請勿在潮濕、有水的環境中使用充電線。
- 將充電線遠離陽光直射、火源及其他熱源，以免發生火災。
- 避免在潮濕、炎熱和極冷的環境中儲存和使用。嚴重的溫度波動也會影響使用壽命。
- 注意不要在靠近水的地方使用充電線。
- 如果充電線受潮，請立即停止使用，否則有觸電危險。
- 確保沒有污垢、灰塵或異物進入充電線。

保養說明

- 請使用乾布進行清潔。
- 請勿使用腐蝕性液體或化學物質。
- 切勿將充電線浸入液體中。

規格

技術數據：

- 介面: USB-C 端子 (公頭) x 2
Lightning 端子 (公頭)
- 電線長度: 120 cm
- 電線直徑: 3.8 mm
- 材質: PVC, PET
- 數據傳輸速度: 高達 480 Mbps
- 輸出功率: 最大 60 W
- 支援: PD 3.0

Verbatim 有限保固條款

Verbatim 確保本產品自購買日起 2 年內不存在材料和工藝缺陷。

若在保固期內發現本產品有缺陷，將予以免費更換。

您可以將產品與購買收據一起退回到購買地點或聯繫 Verbatim。

跟據本保固條款，更換產品是對不良產品的唯一處理方式，本保固不適用於正常磨損或因非正常使用、誤用、濫用、疏忽或事故所因至之損壞，或因特定電腦軟體或硬體而導致的任何不相容或效能不佳。

對於任何資料損失或因意外、違反保固條款造成或特殊損害（無論何種原因造成），Verbatim 概不負責。

本保固賦予您特定的法律權利，您也可能擁有因州或國家而異的其他權利。

備註

Verbatim 可能隨時修改本使用者指南的內容，恕不另行通知。

權益

版權所有 © 2026 Verbatim. 未經 Verbatim 明確書面許可，不得以任何目的以任何形式或方式複製本文檔的任何部分。

版權所有。

本文所引用的所有其他品牌和產品名稱均為其各自所有者的財產。

Made for

 iPhone | iPad

Use of the Made for Apple badge means that an accessory has been designed to connect specifically to the Apple product(s) identified in the badge, and has been certified by the developer to meet Apple performance standards. Apple is not responsible for the operation of this device or its compliance with safety and regulatory standards. Please note that the use of this accessory with an Apple product may affect wireless performance. iPhone, iPad, iPod, and Lightning are trademarks of Apple Inc., registered in the U.S. and other countries.

Technical Support and Documentation

- EN** To download the user manual, access frequently asked questions or contact the Verbatim support team, please go to – www.verbatim.com/support.
- F** Pour télécharger le manuel d'utilisation, accéder aux questions fréquemment posées ou contacter l'équipe d'assistance Verbatim, veuillez vous rendre sur – www.verbatim.com/support.
- DE** Um die Betriebsanleitung herunterzuladen, auf häufig gestellte Fragen zuzugreifen oder das Verbatim-Supportteam zu kontaktieren, gehen Sie bitte auf – www.verbatim.com/support.
- NL** Om de gebruikershandleiding te downloaden, veelgestelde vragen te raadplegen of contact op te nemen met het Verbatim-ondersteuningsteam, gaat u naar – www.verbatim.com/support.
- IT** Per scaricare il manuale utente, vedere le risposte alle domande più frequenti o contattare il team di Assistenza Verbatim, visita la pagina – www.verbatim.com/support.
- ES** Para descargar el manual de usuario, acceder a las preguntas más frecuentes o ponerse en contacto con el equipo de asistencia de Verbatim, visite – www.verbatim.com/support.
- PT** Para descarregar o manual do utilizador, aceder às perguntas mais frequentes ou contactar a equipa de apoio Verbatim, por favor vá a – www.verbatim.com/support.
- PL** Aby pobrać instrukcję obsługi, uzyskać odpowiedzi na często zadawane pytania lub skontaktować się z zespołem pomocy technicznej, proszę przejść na stronę www.verbatim.com/support.
- RU** Чтобы загрузить руководство пользователя, ознакомиться с часто задаваемыми вопросами или связаться со службой поддержки Verbatim, перейдите по адресу – www.verbatim.com/support.
- CZ** Chcete-li si stáhnout uživatelskou příručku, získat přístup k často kladeným otázkám nebo kontaktovat tým podpory společnosti Verbatim, přejděte na stránku – www.verbatim.com/support.
- HU** A felhasználói kézikönyv letöltéséhez, a gyakran ismételt kérdések eléréséhez vagy a Verbatim ügyfélszolgálatával való kapcsolatfelvételhez kérjük, látogasson el a www.verbatim.com/support weboldalra.

Ⓜ Για να κατεβάσετε το εγχειρίδιο χρήσης, να αποκτήσετε πρόσβαση σε συχνές ερωτήσεις ή να επικοινωνήσετε με την ομάδα υποστήριξης της Verbatim, επισκεφθείτε την ιστοσελίδα – www.verbatim.com/support.

ⓂⓂ Za preuzimanje korisničkog priručnika, pristupite često postavljanim pitanjima ili kontaktirajte Verbatim tim za podršku, idite na – www.verbatim.com/support.

Ⓜ Ak si chcete stiahnuť používateľskú príručku, získať prístup k často kladeným otázkam alebo kontaktovať tím podpory spoločnosti Verbatim, prejdite na – www.verbatim.com/support.

Ⓜ Pentru a descărca manualul de utilizare, pentru a accesa întrebările frecvente sau pentru a contacta echipa de asistență Verbatim, vă rugăm să accesați – www.verbatim.com/support.

Ⓜ Kullanım kılavuzunu indirmek, sık sorulan sorulara erişmek veya Verbatim destek ekibiyle iletişime geçmek için lütfen şu adrese gidin – www.verbatim.com/support.

Ⓜ 關於常見問題的解答，可以下載產品使用手冊或聯繫 Verbatim 的支援團隊，請登入 – www.verbatim.com/support。

Ⓜ 关于常見問題的解答，可以下載產品使用手冊或联系 Verbatim 的支持团队，請登入 – www.verbatim.com/support。

Ⓜ 사용 설명서 다운로드, 자주 묻는 질문 확인 또는 버바팀 지원팀에 직접 문의하시려면 www.verbatim.com/support 로 접속하십시오.

Ⓜ ユーザーマニュアルのダウンロード、よくあるご質問、サポート情報については、www.verbatim.com/support をご参照ください。

 **verbatim**

www.verbatim.com

- EUROPE/MIDDLE EAST/AFRICA/INDIA: Verbatim GmbH, Düsseldorf StraÙe 13, 65760 Eschborn, Germany
- AMERICAS: Verbatim Americas LLC, Charlotte, NC 28262, USA
- AUSTRALIA/ NEW ZEALAND: Verbatim Australia Pty Ltd 36-40 Pacific Drive Keysborough, Victoria, 3173 Australia
- ASIA: Verbatim Hong Kong Ltd, Unit 701, 7/F, Tower 2, South Seas Centre, 75 Mody Road, Kowloon, Hong Kong
- Japan: Verbatim Japan LTD., 2-15-4 Kandatsukasamachi, Chiyoda-ku, Tokyo 101-0048, Japan

