

**User Manual / 사용자 매뉴얼 /  
產品手冊 / 产品手册**

**Model: VAPUC183**

---

## **Introduction:**

Thank you for choosing this Verbatim product. Please read this manual carefully prior to use so as to fully understand the product and its correct usage.

---

- Do not alter, modify or disassemble the charging device. There are no user-serviceable parts inside, and incorrect reassembly may result in shock or fire hazard.
  - Do not drop or subject the charging device to strong mechanical shock. Do not expose to moisture, water, rain, snow, spray, heat, sources of ignition or direct sunlight.
  - Use a damp soft cloth to clean the surface of the case. Do not use chemical solvents.
  - Contact our Customer Support team if you are unable to effectively troubleshoot problems with this device.
  - Do not operate the charging device if it has been dropped or otherwise damaged in anyway.
  - The charging device will generate heat with charging. Always charge in a well ventilated area. Do not charge in environments where the temperatures exceed 40°C/104°F .
  - Keep out of reach of children.
  - To reduce the risk of electric shock, unplug the charging device from any power source before attempting maintenance and cleaning.
- 

## **Package Contents:**

- 1 x GaN Charger

---

## Specifications:

- Product name: 2 Port 67 W PD 3.0 GaN Charger
  - Product model: VAPUC183
  - Materials: PC Flame resistant material
  - Color: Black
  - Dimensions: 74.4 x 48.5 x 42.1(mm)
  - Weight: 104g
  - Rated input: 100-240 V AC 50/60 Hz 1.8 A (Max)
  - Supported products: iPhone, iPad, Smartphones, Tablet PCs, MP3/MP4 players etc
- 

## Product Description:

Equipped with smart charging technology, Verbatim's 2 Port 67 W PD 3.0 GaN Charger automatically detects your device and provides an ample and stable charging current. Devices supported include laptops, tablets, iPhones, iPads, digital cameras, MP3/MP4 players and devices with USB charging interfaces. Up to 2 devices can be charged simultaneously. With quality, fire-resistant material construction and built-in short circuit protection in case of current, voltage or temperature overload, the charger provides a safe, fast and simple charging solution for all of your USB compatible devices.

---

## Input & Output Specifications:

Input: 100-240 V AC 50/60 Hz 1.8 A (Max)

Output: Type C PD 3.0 - 1 / PD 3.0 - 2 (PPS Supported) -

Each 3.3-11 V  $\Rightarrow$  4.05 A, 5 V  $\Rightarrow$  3 A, 9 V  $\Rightarrow$  3 A, 12 V  $\Rightarrow$  3 A,

15 V  $\Rightarrow$  3 A, 20 V  $\Rightarrow$  3.35 A (Max. 67 W)

Total max. 67 W

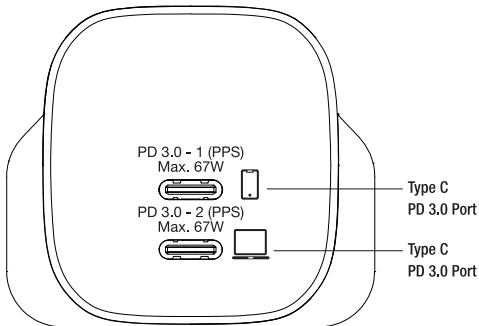
Scenarios/Output	Type C PD 3.0 - 1 (PPS)	Type C PD 3.0 - 2 (PPS)
PD 3.0 - 1	Max. 67 W	O
PD 3.0 - 2	O	Max. 67 W
PD 3.0 - 1 + PD 3.0 - 2	Max. 20 W	Max. 45 W

Remark:

"O" : Not in Use

If PD 3.0 - 2 is in use at 5 V, PD 3.0 - 1 will also maintain output at 5 V only.

(Fast charge mode cannot be achieved in this scenario).



### Product Features:

1. Stable and optimal charging conditions for your compatible devices.
2. High quality, fire resistant construction.

---

## Operation :

1. Unpack the GaN charger and connect it to the power supply.
  2. Connect your USB compatible device to the GaN charger via its charging cable (not included), and charging will begin automatically.
  3. Disconnect the device when it is fully charged. Store the GaN charger in a safe place when not in use.
- 

## About Smart Charging:

Device charging time and speed is critical. Verbatim's GaN charger is enhanced with a smart charging feature that detects the specifications of your connected device and supplies the best corresponding current. When you connect your device to the GaN charger, it will automatically detect and scan the device to define the maximum current. The output current of the GaN charger will adjust in order to provide optimal charge speed and performance.

\* The charger may restart charging when a device is plugged in. This is to ensure that the optimal output is directed to each connected device to ensure user safety.

 Verbatim.



1 Year Limited Warranty – for further details visit [www.verbatim.com/warranty](http://www.verbatim.com/warranty)

**Verbatim Australia Pty Ltd (ABN 39 005 706 374)**

- **Warranty Statement**

Our goods come with guarantees that cannot be excluded under the Australian Consumer Law. You are entitled to a replacement or refund for a major failure and for compensation for any other reasonably foreseeable loss or damage. You are also entitled to have the goods repaired or replaced if the goods fail to be of acceptable quality and the failure does not amount to a major failure.

Verbatim Australia Pty Ltd (ABN 39 005 706 374) ("Verbatim") provides the following warranty in relation to its goods ("Product").

The benefits of this warranty are in addition to any rights and remedies imposed by Australian State & Federal legislation that cannot be excluded. Nothing in this warranty is to be interpreted as excluding, restricting or modifying any State or Federal legislation applicable to the supply of goods and services which cannot be excluded, restricted or modified.

Verbatim warrants that, subject to the exclusions and limitations below, the Product will be free from defects in materials and workmanship for the period specified on the product packaging and/or the website from date of purchase.

If a defect appears in the Product before the end of the warranty period and Verbatim finds the Product to be defective in materials and workmanship, Verbatim will at its own discretion repair or replace the Product free of charge. If goods presented for repair are capable of retaining user-generated data, repair of these goods may result in loss of the data.

- **Proof of Purchase**

Proof of purchase shall be required to be eligible for this warranty and to establish the commencement date of this warranty. This warranty is valid for the original purchase only and is not transferrable to a subsequent customer if the Product is sold by the original customer during the warranty period.

The term of your warranty period shall commence from the purchase date appearing on your purchase receipt from an authorised distributor, reseller or retailer and extends only for the time set forth in the Product documentation. This information can be obtained from the packaging and/or the Verbatim Australia website.

- **Returned Merchandise Authorisation**

No product may be returned to Verbatim Australia without first contacting us for a RMA (Returned Merchandise Authorisation) number. If it is determined that a

Product may be defective, you will be given an authorisation number and instructions for Product return. An unauthorised return, i.e. one for which an RMA number has not been issued, will be returned to you at your expense. Authorised returns are to be shipped prepaid and insured to our Head Office in qualified packaging.

- **Warranty Claims**

- 1) If a fault covered by warranty occurs, the customer must first:
  - a) Contact Verbatim Australia Head Office using the contact details provided below; or
  - b) Return the Product to the retailer from which the Product was purchased.
- 2) Any warranty claim must be accompanied by:
  - a) Proof of purchase; and b) Full details of the alleged defect.
- 3) If Verbatim or the retailer from which the Product was purchased finds no defect in the Product after inspection and testing, the customer must pay Verbatim's usual costs of service work and testing.
- 4) The customer must bear the cost of the transport to Verbatim or to and from the retailer to make the warranty claim including all insurance of the Product. Verbatim will bear the cost of the return transport to the customer once the claim has been finalised.

- **Exclusions**

The warranty will not apply where:

- 1) The Product has been repaired, altered or modified by someone other than Verbatim or an authorised repair agent;
- 2) The alleged defect in the Product is within acceptable industry variances;
- 3) Verbatim cannot establish any fault in the Product after testing and inspection;
- 4) The Product has been used other than for the purpose for which it was designed;
- 5) The defect in the Product has arisen due to the customer's failure to properly use and maintain the Product in accordance with Verbatim's instructions, recommendations and specifications (including applicable maintenance schedules);
- 6) The Product has been subject to abnormal conditions or use, including environment, temperature, water, fire, humidity, pressure, stress or similar;

- 7) The defect has arisen due to abuse, misuse, neglect or accident.
- The warranty does not extend to:
    - 1) Damage or defects caused by normal wear and tear;
    - 2) General, consequential, punitive, incidental or special damages. These include loss of recorded data, interruption of use, the cost of recovery of lost data, lost profits and the cost of the installation or removal of any Products, the installation of replacement Products, and any inspection, testing or redesign caused by any defect or by the repair or replacement of Products arising from a defect in any Product.
    - 3) Incompatibility or poor performance due to specific computer or hardware used.
  - Limitations

Verbatim makes no express warranties or representations other than set out in this warranty.

The replacement of the Product or part of the Product is the absolute limit of Verbatim's liability under this express warranty.

- Contact Details

Verbatim Australia Pty Ltd

Unit 6, 450 Princes Highway, Noble Park, Victoria 3174, Australia

Tel: +61 3 9790 8999 Fax: +61 3 9790 8955

Email: [support@verbatim.com.au](mailto:support@verbatim.com.au)

Website: [www.verbatim.com.au](http://www.verbatim.com.au)



---

## 소개:

버바팀 제품을 선택하여 주셔서 감사합니다. 제품에 대한 이해와 올바른 사용을 위해 사용 전, 이 매뉴얼을 숙지하여 주시기 바랍니다.

---

## 주의:

- 충전기를 수리, 수정, 변경하지 마십시오. 내부에는 사용자가 수리할 수 있는 부품이 없습니다. 잘못된 재조립으로 충격이나 화재의 위험이 발생할 수 있습니다.
  - 충전기를 떨어뜨리거나 강한 충격을 가하지 마십시오. 충전기가 습기, 물, 비, 눈, 스프레이, 열, 발화원, 직사광선에 노출되지 않도록 하십시오.
  - 케이스 표면은 부드러운 천으로 닦으십시오. 화학 용제를 사용하지 마십시오.
  - 이 제품에 대한 문의나 문제 해결에 대해서는 고객 지원팀에 연락하시기 바랍니다.
  - 충전기를 떨어뜨리거나 충전기에 손상이 가해졌을 경우에는 충전기를 작동하지 마십시오.
  - 충전 중에는 충전기에 발열이 일어날 수 있습니다. 환기가 잘 되는 곳에서 충전하여 주십시오. 온도가 40℃/104°F 이상인 곳에서는 충전하지 마십시오.
  - 어린이의 손이 닿지 않는 곳에 보관하십시오.
  - 감전 등의 위험을 줄이기 위해 유지 보수 전에는 전원 플러그를 해제하여 주십시오.
- 

## 구성품:

- 1x GaN 충전기

## 제품사양:

- 제품명: 2포트 67 W PD 3.0 GaN 충전기
- 모델명: VAPUC183
- 소재: PC 내화성 재료
- 컬러: 블랙
- 제품 크기: 74.4 x 48.5 x 42.1(mm)
- 무게: 104g
- 정격 입력: 100-240 V AC 50/60 Hz 1.8 A(최대)
- 지원 기기: 아이폰, 아이패드, 스마트폰, 태블릿 PC, MP3/MP4 플레이어 등

## 제품 설명:

스마트 충전 기술을 장착한 버바팀 2포트 67 W PD 3.0 GaN 충전기는 자동으로 사용자의 장치를 감지하여 충분하고 안정적인 전류를 제공합니다. 랩탑, 태블릿, 아이폰, 아이패드, 디지털 카메라, MP3/MP4 플레이어 및 USB 충전 인터페이스를 가진 장치들을 지원합니다. 최대 2개의 장치를 동시에 충전할 수 있습니다. 전류, 전압, 온도 과부하를 대비하여 고품질의 내화성 재료로 구성되고 단락 보호가 내장된 충전기는 사용자의 모든 USB 장치를 위한 안전하고 빠르며, 간편한 충전 솔루션을 제공합니다.

## 입력 및 출력 사양:

입력: 100-240 V AC 50/60 Hz 1.8 A(최대)

출력: Type C PD 3.0 - 1 / PD 3.0 - 2 (PPS 지원) -

각 포트별 3.3-11 V  $\rightleftharpoons$  4.05 A, 5 V  $\rightleftharpoons$  3 A, 9 V  $\rightleftharpoons$  3 A, 12 V  $\rightleftharpoons$  3 A, 15 V  $\rightleftharpoons$  3 A, 20 V  $\rightleftharpoons$  3.35 A (최대 67 W).

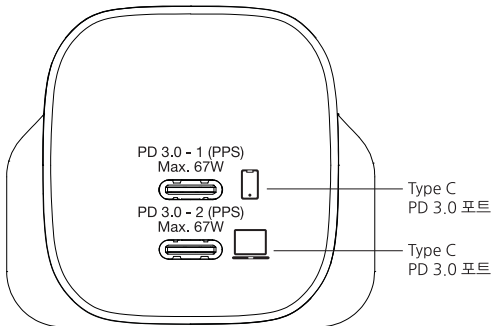
총 최대 67 W

사용 포트 / 출력	Type C PD 3.0 - 1 (PPS)	Type C PD 3.0 - 2 (PPS)
PD 3.0 - 1	최대 67 W	O
PD 3.0 - 2	O	최대 67 W
PD 3.0 - 1 + PD 3.0 - 2	최대 20 W	최대 45 W

참고:

PD 3.0-2 포트가 5V에 연결되어 사용되면  
PD 3.0-1 또한 5V 출력을 유지합니다.  
(이 때 고속 충전은 작동하지 않습니다.)

"O": 미사용



### 제품 특징:

1. 사용자의 장치를 위한 최적의 안정적인 충전 솔루션.
2. 고품질의 내화성 재료로 구성.

## 작동법:

1. GaN 충전기에 전원을 연결하십시오.
2. 충전 케이블을 이용하여 호환 가능한 사용자의 USB 장치를 GaN 충전기에 연결하십시오. (케이블은 포함되어 있지 않습니다.) 충전이 자동으로 시작될 것입니다.
3. 충전 후에는 장치를 분리하여 주십시오. 사용하지 않을 때는 충전기를 안전한 곳에 보관하여 주십시오.

## 스마트 충전에 대해:

장치 충전 시간과 속도는 중요합니다. 버바팀의 GaN 충전기는 연결된 장치의 사양을 감지하여 최적의 대응 전류를 공급하는 스마트 충전 기능을 강화하였습니다. 사용자의 장치를 충전기에 연결하면, 충전기는 최대 전류를 위해 장치를 자동으로 감지하고 스캔합니다. 충전기의 출력 전류는 최적의 충전 속도와 성능을 제공하기 위해 조정될 것입니다.

\*기기에 따라 연결 시, 충전이 재시작될 수 있습니다. 이는 포트별 출력 최적화와 사용자 안전을 위한 기능으로 정상적인 현상입니다.

 Verbatim.



1년의 제한된 품질보증 -  
보다 자세한 정보는 [www.verbatim.com/warranty](http://www.verbatim.com/warranty)를 참고 하십시오

---

## 前言：

感謝您選購並使用Verbatim產品，為讓您能夠更好的使用本產品的所有功能，請您在正式使用本產品前，仔細閱讀本手冊內所提及的注意事項以及詳細功能操作說明。

---

## 注意事項：

- 請不要變更，修改或拆開充電器。內部沒有用戶可維修的零件。不正確的拆裝可能會導致觸電或火災。
  - 請不要摔落或讓充電器承受強烈的衝擊。請不要將充電器暴露在潮濕、水、雨、雪、噴霧、熱、火源或陽光直射的環境。
  - 可用擰乾的濕棉布輕輕擦抹充電器的外殼，嚴禁使用其他化學溶液清洗。
  - 如在使用本產品上遇到任何問題，請聯繫我們的客戶支援團隊。
  - 請勿操作已受損的充電器，包括受到摔落或其他形式的損壞。
  - 充電器在充電期間將產生熱量。請務必在通風良好的地方進行充電。請不要在溫度超過40°C/104 °F環境中進行充電。
  - 放置於讓兒童接觸不到的地方。
  - 為了減少觸電危險，在嘗試任何維修或清潔前，必須拔除連接充電器的任何電源。
- 

## 包裝內容：

- 1 x GaN充電器

---

### 產品規格：

- 產品名稱：雙端口67 W PD 3.0 GaN充電器
  - 產品型號：VAPUC183
  - 物料：PC阻燃材料
  - 顏色：黑色
  - 產品尺寸：74.4 x 48.5 x 42.1(毫米)
  - 產品重量：104克
  - 額定輸入：100-240 V AC 50/60 Hz 1.8 A(最大)
  - 支援產品：iPhone、iPad、智能手機、平板電腦、MP3/MP4播放器等
- 

### 產品說明：

配備智能充電技術，Verbatim的雙端口 67 W PD 3.0 GaN充電器會自動檢測設備，並提供充足和穩定的充電電流。支援具有USB充電接口的設備包括手提電腦、平板電腦、iPhone手機、iPad、數碼相機、以及MP3 / MP4播放器。最多可以同時為2個設備充電。以高品質，耐火材料製造和內置短路保護，以防電流、電壓或溫度超載，充電器為您所有兼容USB充電的設備提供了一個安全、快速、簡單的充電解決方案。

---

### 輸入輸出規格：

輸入：100-240 V AC 50/60 Hz 1.8 A(最大)

輸出：Type C PD 3.0 - 1 / PD 3.0 - 2 (支援PPS) -

每個 3.3-11 V  $\Rightarrow$  4.05 A, 5 V  $\Rightarrow$  3 A, 9 V  $\Rightarrow$  3 A, 12 V  $\Rightarrow$  3 A, 15 V  $\Rightarrow$  3 A, 20 V  $\Rightarrow$  3.35 A (最大67 W)。

合共最大輸出67 W

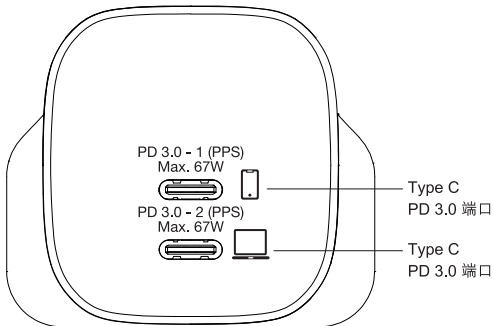
方案/輸出	Type C PD 3.0 - 1 (PPS)	Type C PD 3.0 - 2 (PPS)
PD 3.0 - 1	最大 67 W	O
PD 3.0 - 2	O	最大 67 W
PD 3.0 - 1 + PD 3.0 - 2	最大 20 W	最大 45 W

### 備註：

"O"：未使用

如果PD 3.0 - 2 的端口正在以5V電流輸出時，PD 3.0 - 1 的端口亦只會保持以 5V電流輸出。

(快速充電模式將不會在這情況下進行)。



#### 產品特點：

1. 通過檢測到不同的設備，智能充電接口會為充電中的設備提供最為穩定與最合適的電流。
2. 充電器採用防火耐高溫材料打造，做工精細。

操作:

1. 從包裝取出GaN充電器並接通電源。
2. 用自備的USB充電線，將需要充電的設備連接到Verbatim GaN 充電器即可對設備進行充電。
3. 充電完成後，將充電設備拔出，並將充電器及充電線妥善保存。

關於智能充電技術:

設備的充電時間和速度是至關重要的。Verbatim的GaN充電器配備智能充電技術，能檢測連接設備的規格，並提供最佳的相應電流。當您將設備連接到GaN充電器，它會自動檢測和掃描設備來定義的最大電流。GaN充電器會以提供最佳的充電速度和性能調整輸出的電流。

\* 每當有設備連接到GaN充電器，充電器可能會重新開始充電。這是為了確保將最佳的輸出定向到每個連接的設備，並保護用戶的安全。

 Verbatim



1年有限保固 - 詳情請瀏覽 [www.verbatim.com/warranty](http://www.verbatim.com/warranty)

TC



---

## 前言：

感谢您选购并使用Verbatim产品，为让您能够更好的使用本产品的所有功能，请您在正式使用本产品前，仔细阅读本手册内所提及的注意事项以及详细功能操作说明。

---

## 注意事项：

- 请不要变更，修改或拆开充电器。内部没有用户可维修的零件。不正确的拆装可能会导致触电或火灾。
  - 请不要摔落或让充电器承受强烈的冲击。请不要将充电器暴露在潮湿、水、雨、雪、喷雾、热、火源或阳光直射的环境。
  - 可用拧乾的湿棉布轻轻擦抹充电器的外壳，严禁使用其他化学溶液清洗。
  - 如在使用本产品上遇到任何问题，请联系我们的客户支持团队。
  - 请勿操作已受损的充电器，包括受到摔落或其他形式的损坏。
  - 充电器在充电期间将产生热量。请务必在通风良好的地方进行充电。请不要在温度超过40°C/104 °F环境中进行充电。
  - 放置于让儿童接触不到的地方。
  - 为了减少触电危险，在尝试任何维护或清理前，必须拔除连接充电器的任何电源。
- 

## 包装内容:

- 1 x GaN充电器

---

### 产品规格：

- 产品名称：双端口67 W PD 3.0 GaN充电器
  - 产品型号：VAPUC183
  - 物料：PC阻燃材料
  - 颜色：黑色
  - 产品尺寸：74.4 x 48.5 x 42.1(毫米)
  - 产品重量：104克
  - 额定输入：100-240 V AC 50/60 Hz 1.8 A(最大)
  - 支持产品：iPhone、iPad、智能手机、平板电脑、MP3/MP4播放器等
- 

### 产品说明：

配备智能充电技术，Verbatim的双端口 67 W PD 3.0 GaN充电器会自动检测设备，并提供充足和稳定的充电电流。支持具有USB充电接口的设备包括笔记本电脑、平板电脑、iPhone手机、iPad、数码相机、以及MP3 / MP4播放器。最多可以同时为2个设备充电。以高品质，耐火材料制造和内置短路保护，以防电流、电压或温度超载，充电器为您所有兼容USB充电的设备提供了一个安全、快速、简单的充电解决方案。

---

### 输入输出规格：

输入：100-240 V AC 50/60 Hz 1.8 A(最大)

输出：Type C PD 3.0 - 1 / PD 3.0 - 2 (支持PPS) -

每个 3.3-11 V  $\Rightarrow$  4.05 A, 5 V  $\Rightarrow$  3 A, 9 V  $\Rightarrow$  3 A, 12 V  $\Rightarrow$  3 A, 15 V  $\Rightarrow$  3 A, 20 V  $\Rightarrow$  3.35 A (最大67 W)。

合共最大输出67 W

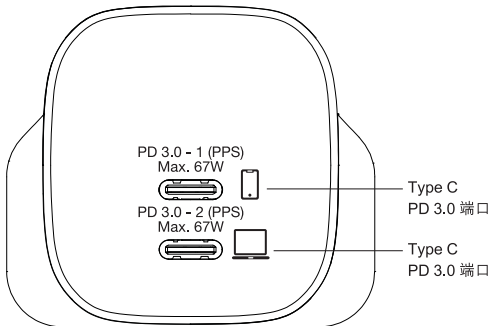
方案/输出	Type C PD 3.0 - 1 (PPS)	Type C PD 3.0 - 2 (PPS)
PD 3.0 - 1	最大 67 W	O
PD 3.0 - 2	O	最大 67 W
PD 3.0 - 1 + PD 3.0 - 2	最大 20 W	最大 45 W

备注：

"O"：未使用

如果PD 3.0 - 2的端口正在以5V电流输出时，PD 3.0 - 1的端口亦只会保持以 5V电流输出。

(快速充电模式将不会在这情况下进行)。



#### 产品特点：

- 1.通过检测到不同的设备，智能充电接口会为充电中的设备提供最为稳定与最合适的电流。
- 2.充电器采用防火耐高温材料打造，做工精细。

操作:

1. 从包装取出GaN充电器并接通电源。
2. 用自备的USB充电线，将需要充电的设备连接到Verbatim GaN充电器即可对设备进行充电。
3. 充电完成后，将充电设备拔出，并将充电器及充电线妥善保存。

关于智能充电技术:

设备的充电时间和速度是至关重要的。Verbatim的GaN充电器配备智能充电技术，能检测连接设备的规格，并提供最佳的相应电流。当您将设备连接到GaN充电器，它会自动检测和扫描设备来定义的最大电流。GaN充电器会以提供最佳的充电速度和性能调整输出的电流。

\* 每当有设备连接到GaN充电器，充电器可能会重新开始充电。这是为了确保将最佳的输出定向到每个连接的设备，并保护用户的安全。

 Verbatim



1年有限质保 - 详情请访问 [www.verbatim.com/warranty](http://www.verbatim.com/warranty)

SC